PRABHAT ACADEMY
DARKNESS TO LIGHT
LUCKNOW

Dear Parents,

The holiday season, often associated with joy and relaxation, also presents a golden opportunity through homework for meaningful engagement with learning and creative exploration. Designed to nurture creativity and critical thinking, the allocated assignments and tasks are structured to be engaging and cultivating deeper understanding.

Guidelines for completion:

1. All homework should be completed in a thin notebook (subject-wise), unless specified otherwise.
2. The work must be original. Ready-made materials should be avoided.
3. The holiday homework will be graded, and marks will be added to the subject enrichment score.

Celebrate the special Bond!

Father's Day: On Father's Day, take the opportunity to create heartfelt memories with your father. Spend time with your father, make him feel special and let him know how much he is valued and loved.

Embodying Magnanimity

Show compassion for the voiceless by placing a bowl of fresh water outside your home to offer respite to birds and stray animals in the summer heat.

Learn, create and return inspired!

Regards
Prabhat Academy

HOLIDAY HOMEWORK
GRADE: VI

ENGLISH

As the holiday break unfolds, we invite you to embark on a delightful linguistic journey. This year's holiday assignment is a carefully curated collection of creative language activities, thoughtfully designed to ensure you enjoy the process while reinforcing your language skills. These tasks will deepen your understanding and further develop your language proficiency in a rewarding and enjoyable way.

Guidelines:

- The following holiday homework should be completed in a **thin notebook,** which must be **beautifully covered and labelled** with the student's name, class, and subject.
- Neatness, creativity, and originality will be appreciated.

1. Idioms Illustrated: A Journey Through Expressions

Select five engaging idioms and illustrate them through expressive drawings that capture their essence. Additionally, provide their equivalent expressions in other languages to highlight the beauty of linguistic diversity.

2. A Letter of Gratitude to Our Brave Defenders

Compose a heartfelt letter in 120-150 words, thanking an officer of the Indian Army, Navy, or Air Force for his or her service.

3. Extra Reading Book – The Magic of the Lost Temple by Sudha Murty

Instructions:

- Read the extra reading book: The Magic of the Lost Temple
- Write a detailed character sketch of Nooni, highlighting her personality, strengths, and growth throughout the story.(120-150 words)
- Compare and contrast village life and city life based on Nooni's experiences. Present your findings in a table or an essay.

- How does 'The Magic of the Lost Temple' by Sudha Murty explore themes of adventure, tradition, and personal growth? Create a digital presentation(6-8 slides) summarising the book, highlighting key themes and lessons learned.

- Email the presentation to your respective teachers at the provided email IDs
- pizone@prabhatacademy.net

MATHEMATICS

General instructions:

- Part A is the project.
- Part B is the revision sheet, which is recapitulation of the topic – Data handling and presentation.
- Attempt all the questions neatly and in given sequence.
- Do revision worksheet in the Mathematics notebook**.**

Part – A
Project Work

1. Origami: The Art of paper folding :
In this art , students can transform the traditional Japanese art of origami and create a paper model using folding techniques without cutting or gluing.

Materials
One square sheet of paper
A flat surface to work on

Example: Paper Crane (You can make a shape of your own choice)
Instructions:
1. Start with a square paper, coloured side up.
2. Fold diagonally both ways to make an X crease.
3. Fold horizontally and vertically, then unfold.
4. Collapse into a square base by bringing the corners together.
5. Make the bird base by folding the sides into kite shapes.
6. Form the neck and tail using inside reverse folds.
7. Fold the wings down gently.

- **Use Scrap book**

2. Bar Graph Representation (On Daily water consumption at home)

To collect and analyse, how much water is used daily for different activities in your home and represent it in the form of a bar graph.

Materials
Scrap book
Graph paper

Instructions:

1. Identify Water Usage Categories:

List down the different activities for which water is used at home. You can include the following:

Bathing
Washing clothes
Drinking
Cooking
Cleaning utensils
Washing hands
Cleaning floors

2. Estimate or Record the Amount of Water Used (in Litres):

With the help of an adult, estimate or measure how many litres of water are used daily for each activity. Create a table like this:

Activity	**Water Used (litres)**
Bathing	30
Washing clothes	25
Drinking	5
Cooking	10
Cleaning utensils	15
Washing hands	8

3. Draw the Bar Graph. Use different colours or paper strips to make your graph visually clear. Label each bar with the activity name and the exact amount of water.

Part – B

Worksheet

Q1. Multiple choice questions:

a) The marks(out of 10)obtained by 28 students in mathematics test are listed as below.
8, 1, 2, 6, 5, 5, 5, 0, 1, 9, 7, 8, 0, 5, 8, 3, 0, 8, 10, 10 , 3, 4, 8, 7, 8, 9, 2, 0.
The number of students who obtained marks more than or equal to 5 , is

i) 13 ii) 15 iii) 16 iv) 17

b) The choices of the fruits of 42 students in a class are as follows:
A, O, B, M, A, G, B, G, A, G, B, M, A, G, M, A, B, G, M, B,
A, O, M, O, G, B, 0, M, G, A,A, B, M, O, M, G, B, A, M, O, M, O, where A, B, G, M and O stand for the fruits Apple, Banana, Grapes, Mango and Orange respectively. Which two fruits are liked by an equal number of students?

i) A and M ii) M and B iii) B and O iv) B and G

c) The weight of 10 girls in kg are given below:
50, 55, 54, 43, 49, 61, 42, 45
The lightest girl in weight is –

i)42 ii) 43 iii) 61 iv) 49

d) It is the visual representation of data with the help of vertical or horizontal rectangular bars.

i)Pictograph ii) Tally marks iii) Bar graph iv) none of these

Q2. Fill in the blanks :

i) A_____is a collection of numbers gathered to give some meaningful information.

ii) The data can be arranged in a tabular form using _____marks.

iii) In a bar graph, bars of_____width can be drawn horizontal or vertically with_____spacing between them.

iv) In a pictograph, if a symbol represents 20 flowers in a basket , then stands for _____flowers.

Q3. State True of False.

a) In a bar graph, Each bar (rectangle) represents only one value of the numerical data.

b) To represent the population of different towns using bar graph, it is convenient to take one length to represent one person.

c) Pictographs and bar graphs are pictorial representations of numerical data.

d) An observation occurring five times in a data is recorded as | | | | | using tally marks.

Q4. Thirty students were interviewed to find out what they want to be in future. Their responses are listed as below:

doctor, engineer, doctor, pilot, officer, doctor, engineer, doctor, pilot, officer, pilot, engineer, officer, pilot, doctor, engineer, pilot, officer, doctor, officer, doctor, pilot, engineer, doctor, pilot, officer, doctor, pilot, doctor, engineer

Arrange the data in a table using tally marks.

Q5. The pulse rate (beats per minute) of 20 people were recorded. The data recorded is summarised as follows:

62, 75, 71, 72, 70, 65, 77, 72, 67, 77, 62, 71, 74, 67, 62, 71, 74, 62, 70, 72 .

Arrange the given data using tally marks.

Q6. In a village six fruit merchants sold the following number of fruit baskets in a particular season.



Observe the pictograph and answer the following questions:

i) Which merchant sold the maximum number of baskets ?

ii) How many fruit baskets were sold by Anwar ?

iii) The merchants who have sold 600 or more number of baskets are planning to buy a godown for the next season. Can you name them ?

Q7. The number of bottles of cold drinks sold by a shopkeeper on six consecutive days is as follows:

Days	Sunday	Monday	Tuesday	Wednesday	Thursday	Friday
Number of bottles	350	200	300	250	100	150

Prepare a pictograph of the data using one symbol to represent 50 bottles.

Q8. Following is the pictograph regarding the number of wrist watches manufactured by a factory in a particular week.



i) On which day were the least number of wrist watches manufactured?
ii) On which day were the maximum number of wrist watches manufactured?
iii) Find out the approximate number of wrist watches manufactured in the particular week?
iv) On which two days same number of watches were manufactured?

Q9. Following pictograph represents some surnames of people listed in the telephone directory of a city.



Observe the pictograph and answer the following questions:

i) How many people have surname 'Roy'?
ii) Which surname appears the maximum number of times in the telephone directory?
iii) Which surname appears the least number of times in the directory?
iv) Which three surnames which appear an equal number of times?

Q10. The number of scouts in a school is depicted by the following pictograph:



Observe the pictograph and answer the following questions:

i) Which class has the minimum number of scouts ?
ii) Which class has the maximum number of scouts ?
iii) How many scouts are there in Class VI?
iv) Which class has exactly four times the scouts as that of Class X ?
v) What are the total number of scouts in class VI to class X ?

Q11. The number of ATMs of different banks in India are given below:

Bank	Number of ATMs
Syndicate Bank	5
Dena Bank	15
Indian Bank	20
State Bank of India	25
Vijaya Bank	10

Draw a bar graph to represent the above information by choosing the scale of your choice.

Q12. The following table represents income of a Gram Panchayat from different sources in a particular year:

Sources	Income (in ₹)
Income from local taxes	75000
Funds received from government	150000
Donations	25000
Income from other resources	50000

Draw a bar graph to represent the above information.

Q13. Read the pictograph given below and answer the following questions:

Persons employed in one year

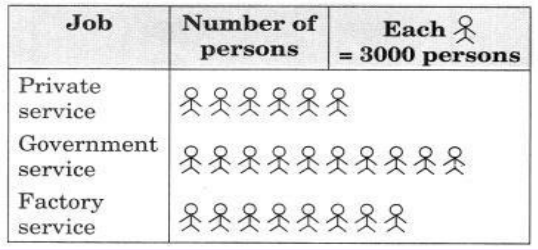

(a) How many persons are employed in factory service ?
(b) How many more person were employed in government service than in private service?
(c) In which service, were the maximum number of persons employed?

Q14. Observe the following pictograph which shows the number of ice cream cones sold by school canteen during a week.

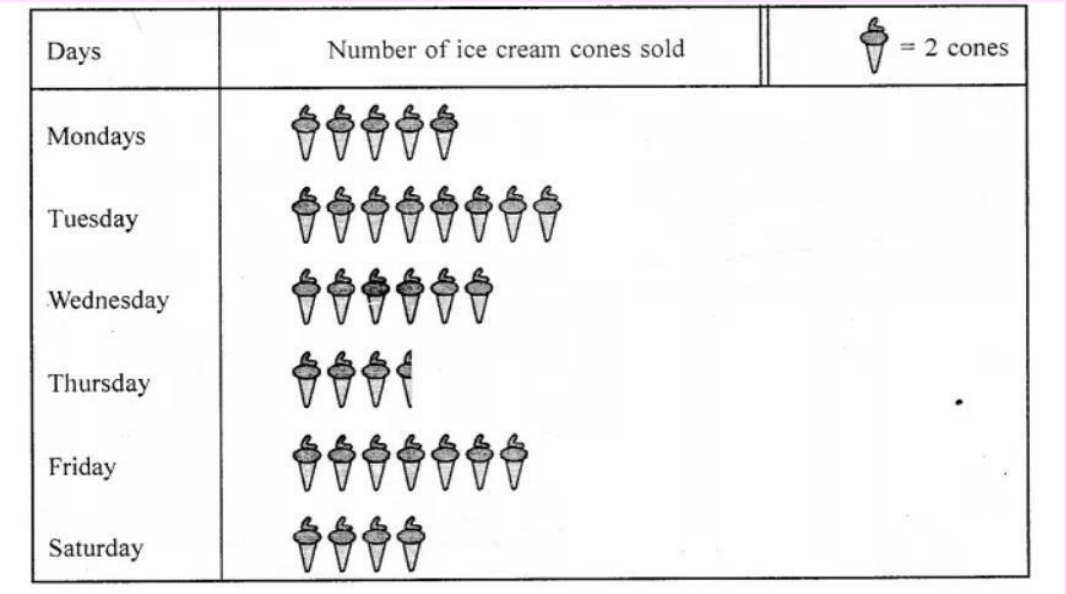

a) The minimum number of ice cream cones were sold on_____.

b) The maximum number of ice cream cones were sold on_____.

c) Ratio of the number of ice cream cones sold on Saturday to the number of ice cream cones sold on Wednesday is_____.

d) Total number of ice cream cones sold during the whole week was____.

e) If the cost of one ice cream cone is ₹20, the sale value on Thursday is _____.

Q15. Puzzles :

1. I am an acute angle. If you double my measure, you get an acute angle. If you triple my measure, you will get an acute angle again. If you quadruple (four times) my measure, you will get an acute angle yet again ! But if you multiply my measure by 5, you will get an obtuse angle measure. What are the possibilities for my measure ?
2. A lock has a 3-digit code. The digits are all different.

   The code is greater than 300 but less than 400. The sum of the digits is 9. The tens digit is twice the ones digit. What is the code?

3. Solve the following cross word puzzle.

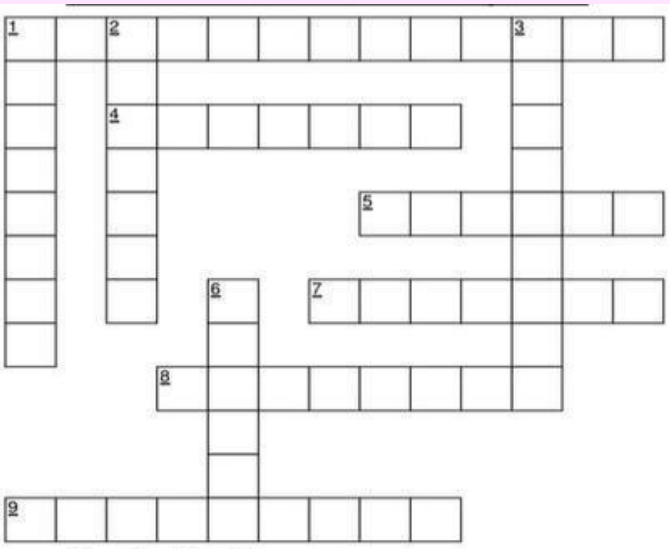

www.HaveFunTeaching.com

ACROSS

1 A four-sided polygon with two pairs of parallel sides.
4 An eight-sided polygon.
5 A quadrilateral with four equal sides and four right angles.
7 A six-sided polygon.
8 A three-sided polygon. The sum of the angles equals 180 degrees.
9 A four-sided polygon with one pair of parallel sides.

DOWN

1 A five-sided polygon.
2 A four-sided polygon having all four sides of equal lenght.
3 A quadrilateral with four right angles and two sets of parallel opposite sides that are equal.
6 A collection of points in a plane that are the same distance from a center point.

WORD BANK: Circle, hexagon, octagon, parallelogram, pentagon, rectangle, rhombus, square, trapezoid, triangle.

Note * Get the print out of cross word puzzle and paste it in your notebook.

SCIENCE

I. Prepare a diet chart to provide a balanced diet to a twelve-year-old child. The diet chart should include food items that are not expensive and are commonly available in your area.

Note:

• Include foods and beverages that are helpful for our gut health.

• Millets must be included in diet.

Answer the following questions -

1. Why are millets important in our diet?

_____

_____

_____

_____

2. (A) Why regular exercises are beneficial for our body?

_____

_____

_____

_____

(B) Suggest a few exercises as per the age of the people -

(i) For toddlers -

_____

_____

(ii) Children till the age of 14 years

_____

_____

(iii) For youths (14-24 years)

_____

_____

(iv) For adults (25-64 years)

_____

_____

(v) For senior citizens (65 years and above)

_____

_____

Note: Kindly write the answers of the above questions in your Science Notebook.

II. Find out some regional native plants and animals found in Punjab (five each). Paste their pictures and write some basic information about them.

Also classify the animals as omnivores, carnivores or herbivores and classify the plants as herbs, shrubs, trees, climbers or creepers.

III. Paste pictures of 5 famous traditional dishes of Punjab, write their ingredients and also write the major nutrients present in them. At the end compare the nutritional value of all the

dishes.

(Note: The above projects II & III are to be done in scrap book which is to be covered and beautifully decorated. Neatness is to be maintained throughout the project.)

IV. Scientific Crossword Puzzle

Create a Scientific Crossword puzzle of your own.

It should be based on any science related topic, for instance, Balanced diet, Materials and their properties, Light etc. Kindly use A4 sheet to represent your innovative ideas for creating it.

SST

Instructions:

- Choose any two of the three projects listed below.
- Work creatively, use your own ideas, and do your best.
- Submit your work neatly.
- The project should reflect your understanding and efforts.

Topics (Choose any TWO):

1. Artifact or Tool Making (Early Humans)

Objective: Understand the lifestyle and tools of early humans.
Task:
- Create a simple model of an ancient artifact or tool (e.g., stone axe, pottery, spearhead).
- Use clay, paper mache, cardboard, or any eco-friendly material.
- Write 5–6 sentences explaining:
  • What the tool was used for
  • What it was made of
  • Which era or civilization it belonged to

For reference-

https://www.youtube.com/watch?v=YaMUm7bFJ-o&pp=0gcJCdgAo7VqN5tD

2. Timeline Creation of Your Life

Objective: Learn how to organize events chronologically.
Task:

- Create a timeline of important events in your life (e.g., birth, first day of school, moving to a new city, learning something special).
- Include at least 8 events.
- Use drawings or photos to illustrate the events.
- Mention the year for each event.
- Present it on a chart paper or a long folded sheet.

For reference-

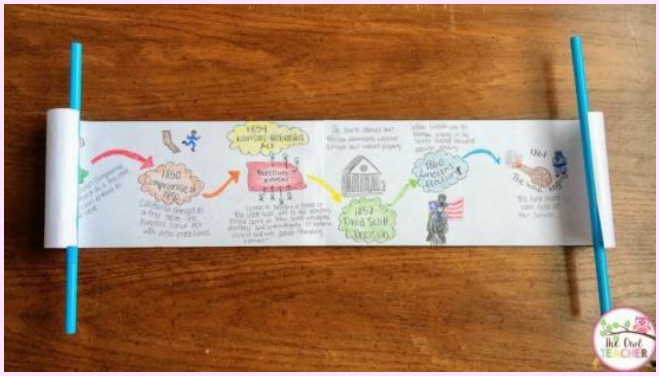

3. Comic Strip of Local Leaders

Objective: Learn about local governance and leadership.
Task:
- Create a comic strip featuring any two local leaders (like the mayor, panchayat head, MLA, etc.).
- Show them solving a community issue (e.g., water supply, cleanliness, education).
- Include dialogues, speech bubbles, and a creative title.

For reference

HINDI

* कार्य अपनी हिंदी की कॉपी पर करें।
* कार्य सुंदर लिखाई में करें।
* ग्रीष्मावकाश में आप प्रतिदिन सुबह उठकर अपने घर की छत पर अथवा घर के आंगन में पशु पक्षियों के लिए दाना और पीने के लिए पानी अवश्य रखिए।

1)आजकल शहरों में घरों के नलो में पानी शुद्धिकरण (वाटर प्यूरीफायर)लगाया जाता है।सोचकर लिखिए कि इसकी आवश्यकता क्यों पड़ी और इस स्थिति के लिए कौन जिम्मेदार है?

2) छुट्टियों में अपनी नानी या दादी से पूछकर कोई देशी /स्थानीय व्यंजन बनाना सीखिए और प्रयोग की जाने वाली सामग्री और बनाने की विधि को चित्र सहित अभ्यास पुस्तिका पर कीजिए।

3) मुहावरे- सही मुहावरे से वाक्य पूरे करें-

क)पुलिस को देखते ही चोर .....।

ख)रीमा बहुत शरारती है। उसने सबकी .....।

ग) बिहारी जी के दोहे .....।

घ) मोहन अपने माता-पिता के.....।

ङ) भगवान राम के वनवास से लौटने पर अयोध्या वासियों ने.....।

च) नीचे दिए गए मुहावरों का मिलान कर वाक्य बनाइए-

1)अपना रास्ता नापना----अपनी प्रंशसा स्वयं करना

2)आँखों में खून उतर आना---- चले जाना

3)अपने मुँह मियाँ मिट्ठू बनना ---क्रोध से आँखें लाल हो जाना

4) आग में घी डालना------ बहुत परिश्रम करना

5) खून पसीना एक करना---- क्रोध को भड़काना

General Instructions

- Do all work neatly in a separate notebook or file.
- Write in clear handwriting and avoid spelling mistakes.
- Use headings and subheadings properly.
- Draw and colour diagrams wherever required.
- Paste relevant pictures to make your work attractive.
- Write answers in your own words (do not copy directly).
- Submit the assignment after summer vacation.

Hindi

Q.1

"मेरी प्रिय पुस्तक" विषय पर अनुच्छेद लिखिए (100–120 शब्दों में)।

Q.2

किसी एक भारतीय त्योहार पर चित्र सहित परियोजना तैयार कीजिए। उसमें उसका महत्व और मनाने की विधि लिखिए।

Q.3

"पर्यावरण संरक्षण" विषय पर एक छोटा निबंध लिखिए।

Q.4

किसी एक महान व्यक्ति (स्वतंत्रता सेनानी) के जीवन पर 8–10 पंक्तियाँ लिखिए।

Q.5

निम्नलिखित विषयों पर दो-दो वाक्य लिखिए:

- स्वच्छता
- वृक्षों का महत्व
- समय का महत्व

Computer

Q.1

Prepare a project on "Types of Computers" and explain:

- Supercomputer
- Mainframe
- Microcomputer
- Laptop and Tablet

Q.2

Draw and label parts of a computer system. Write functions of:

- CPU
- Monitor
- Keyboard
- Mouse

Q.3

Write short notes on:

- Internet
- Uses of Computer in Education
- Cyber Safety Rules

Q.4

What is Microsoft Word? Write its uses and features (any five points).

Q.5

Draw and explain Input and Output devices with examples.

General Knowledge (GK)

Q.1

Write names of:

- 5 Indian states and their capitals
- 5 countries and their capitals

Q.2

Write the names of:

- 5 National symbols of India
- 5 important festivals of India

Q.3

Name:

- 5 famous Indian personalities
- 5 Nobel Prize winners (any field)

Q.4

Write short notes on any one:

- Solar System
- Seven Wonders of the World

Q.5

Write 5–6 lines about “India as a Nation” (culture, unity, diversity).